


# Non Wovens for Skin care wipes

## Contents

- 1 Non Wovens for Skin care wipes
  - ◆ 1.1 Dashboard link
  - ◆ 1.2 Skin Care Applications
  - ◆ 1.3 Interactive Taxonomy
  - ◆ 1.4 IP Activity
    - ◇ 1.4.1 Based on Priority Year
    - ◇ 1.4.2 Based on Publication Year
  - ◆ 1.5 Assignee Statistics
  - ◆ 1.6 Geographical Distribution
    - ◇ 1.6.1 Unique Family Member
    - ◇ 1.6.2 Unique Family Member
  - ◆ 1.7 Statistics for Kimberly Clark
  - ◆ 1.8 Citations

## Non Wovens for Skin care wipes

### Dashboard link

Dashboard Link	Image
Nonwovens for Skincare - Dashboard	

---

### Skin Care Applications



## Interactive Taxonomy

```

.markmap-node {
  cursor: pointer;
}

.markmap-node-circle {
  fill: #fff;
  stroke-width: 1.5px;
}

.markmap-node-text {
  fill: #000;
  font: 10px sans-serif;
}

.markmap-link {
  fill: none;
}

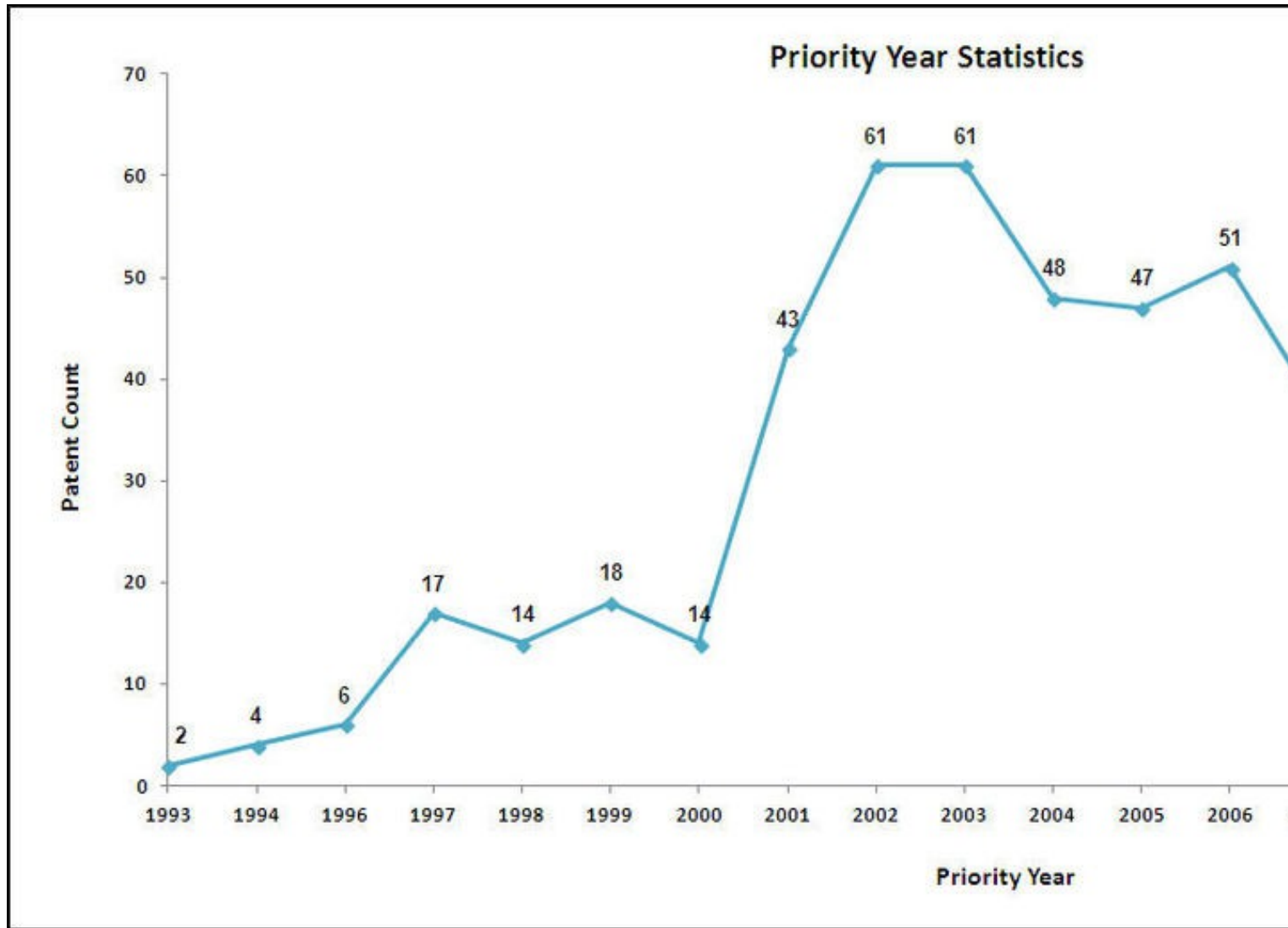
pre, .mw-code{
  background-color: transparent;
}
d3.xml("https://www.dolcera.com/wiki/images/Mmap1720&281.1&29.mm", function(error, data) {
  if (error) throw error;

  markmap("svg#mindmap_e15084b103ca31a90b71c4a0e36cd2a7", data, {
    preset: "colorful",
    linkShape: "diagonal"
  }, "xml");
});

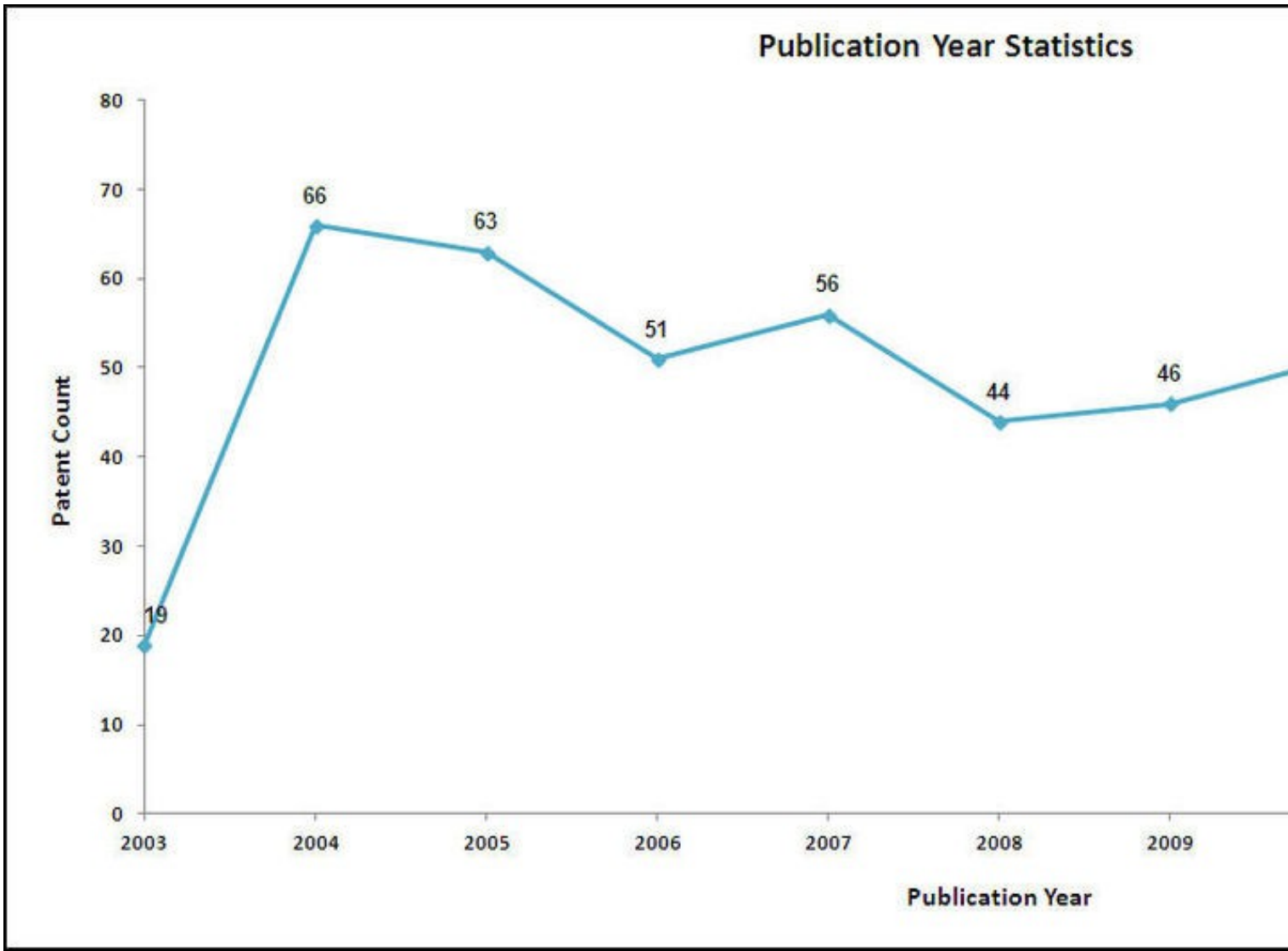
```

# IP Activity

Based on Priority Year

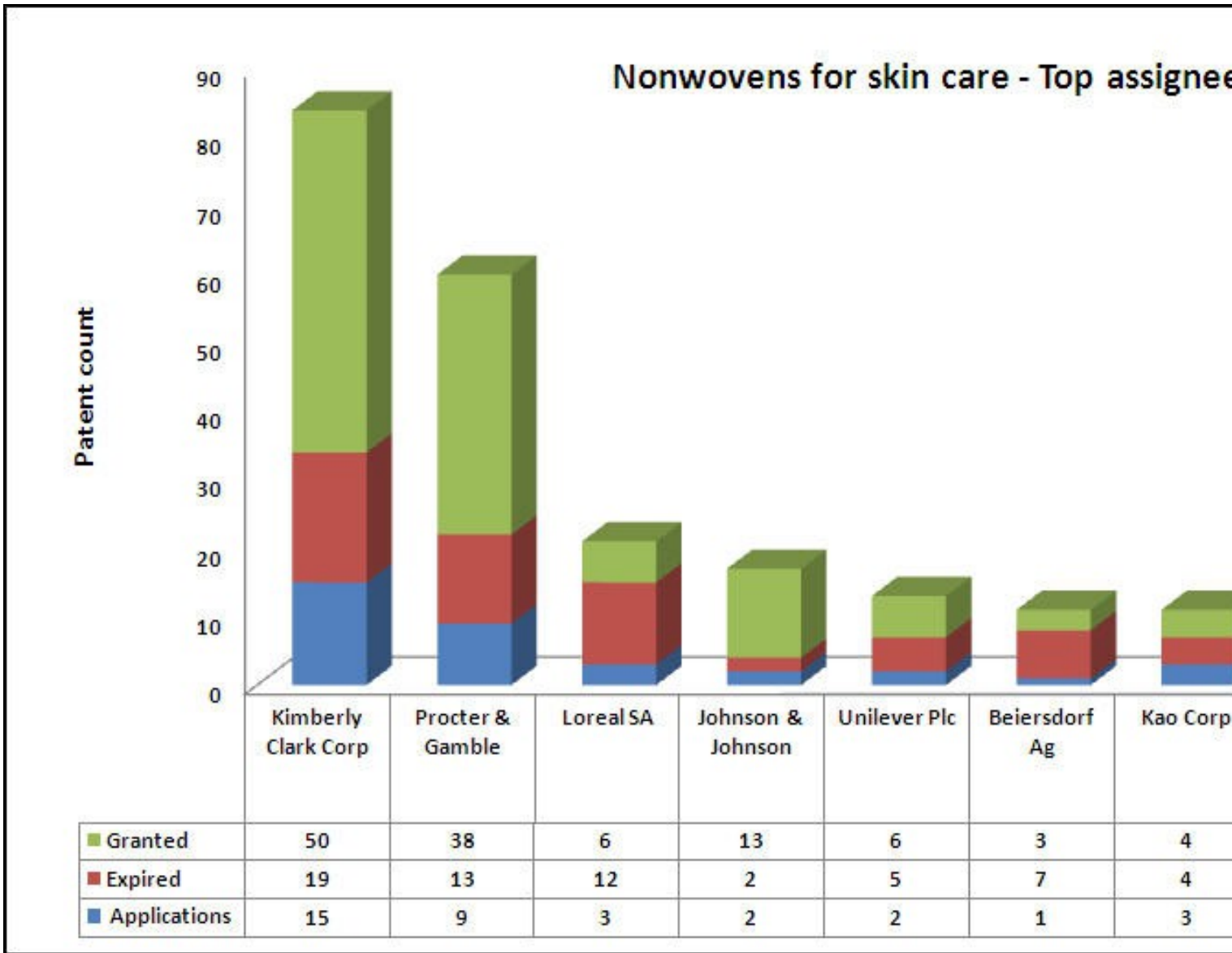


Based on Publication Year



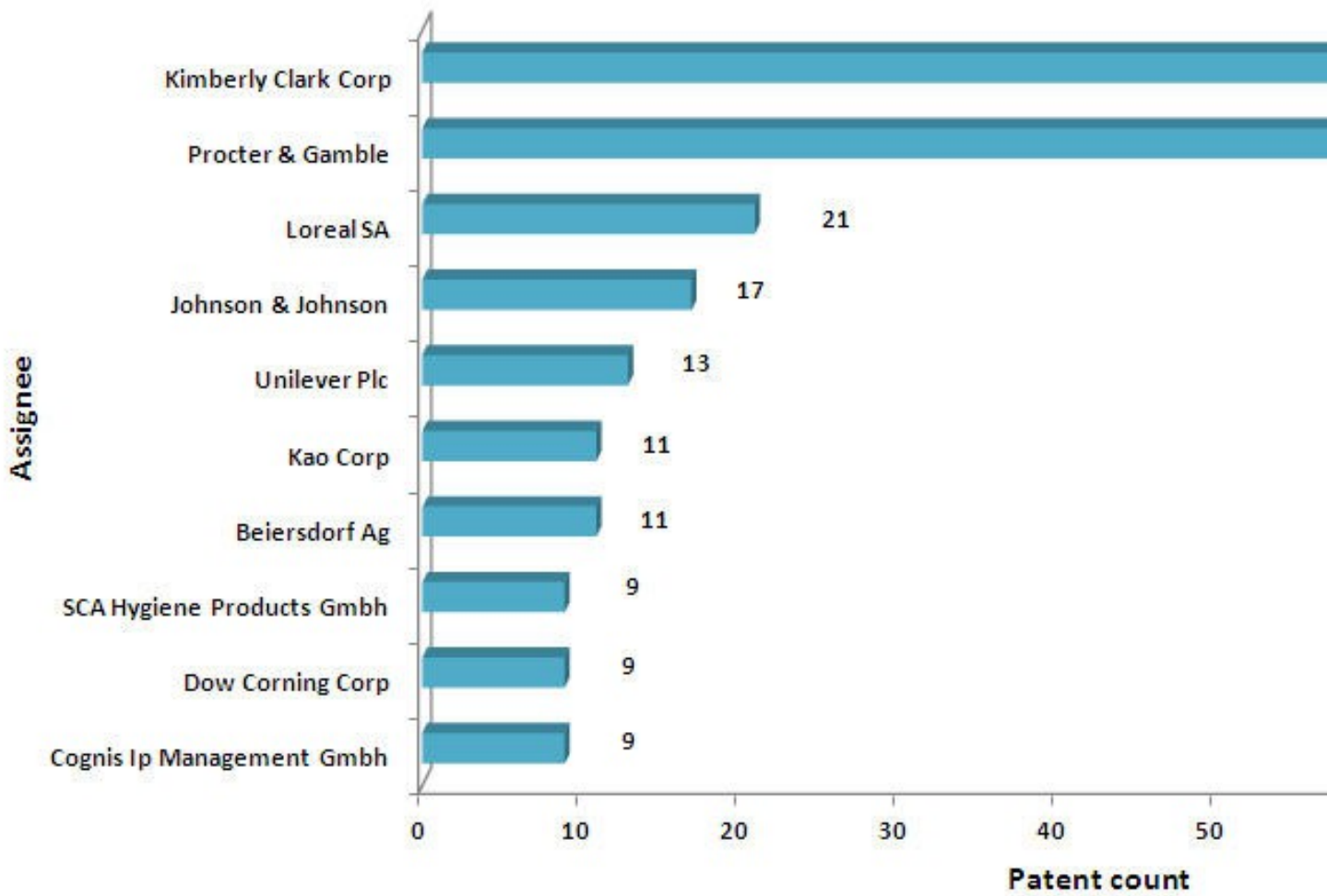
### Assignee Statistics

◇ Following graph represents top assignees in field of non woven for skin care wipes.



◇ Following graph represents top assignees most active in last 10 years in field of non woven for skin care wipes.

## Active players last 10 years

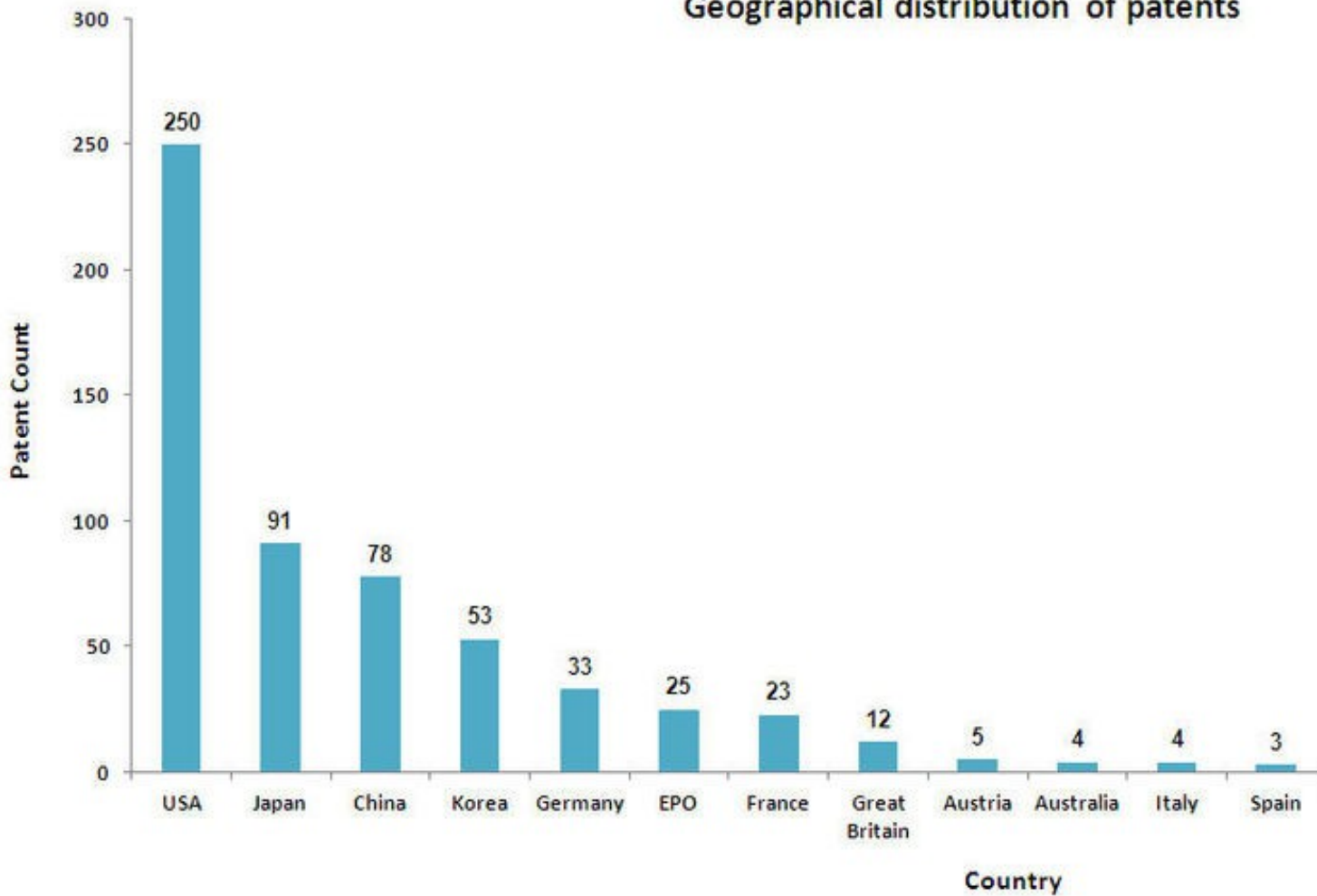


### Geographical Distribution

#### Unique Family Member

◇ The following graph represents geographical distribution of patents based on priority country.

## Geographical distribution of patents



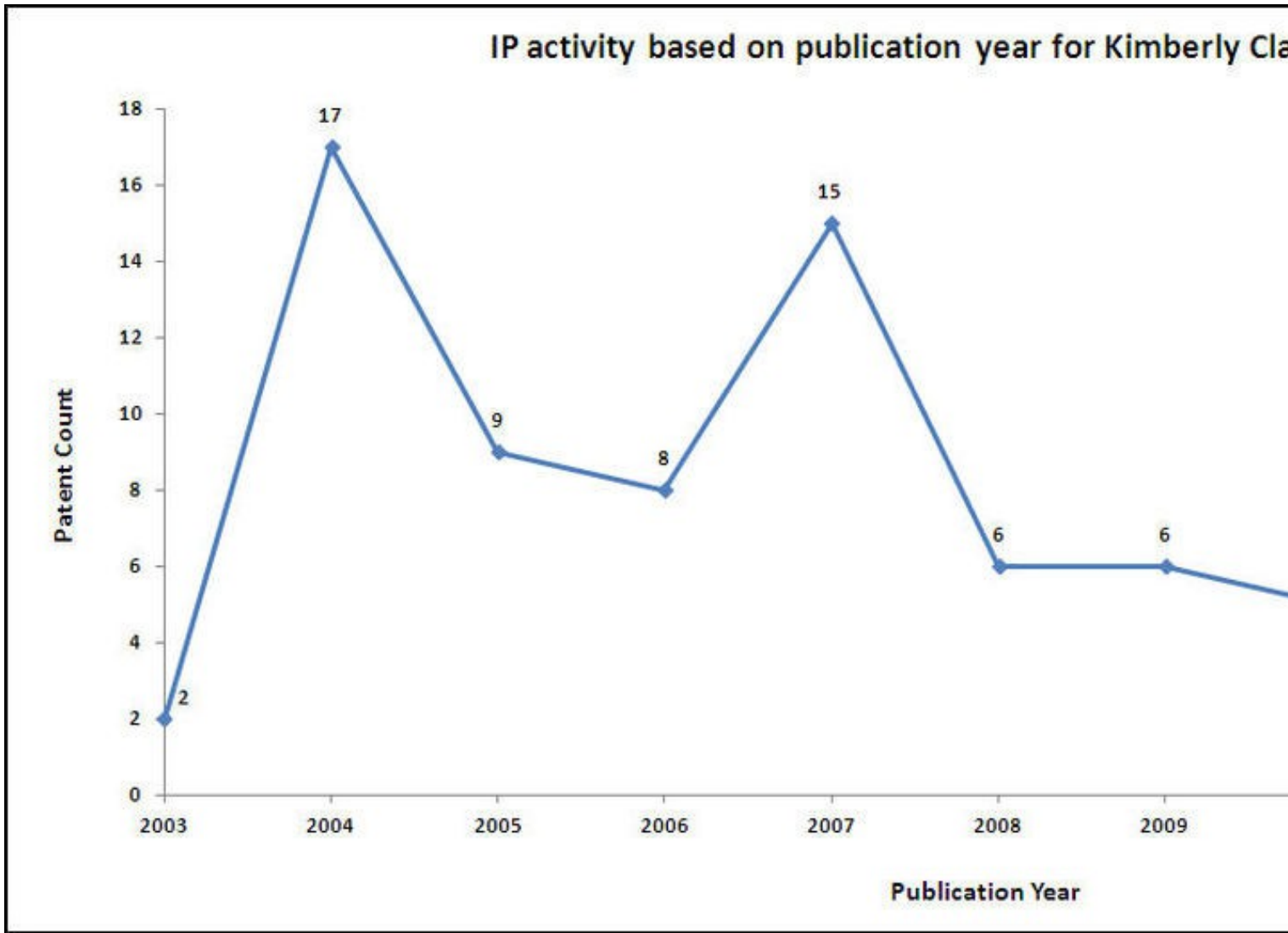
### Unique Family Member

◊ Here, you can see the top 10 assignees in the Nonwovens for skincare landscape and their publishing trends over different geographies. The first interesting geography is US, the second is EP.

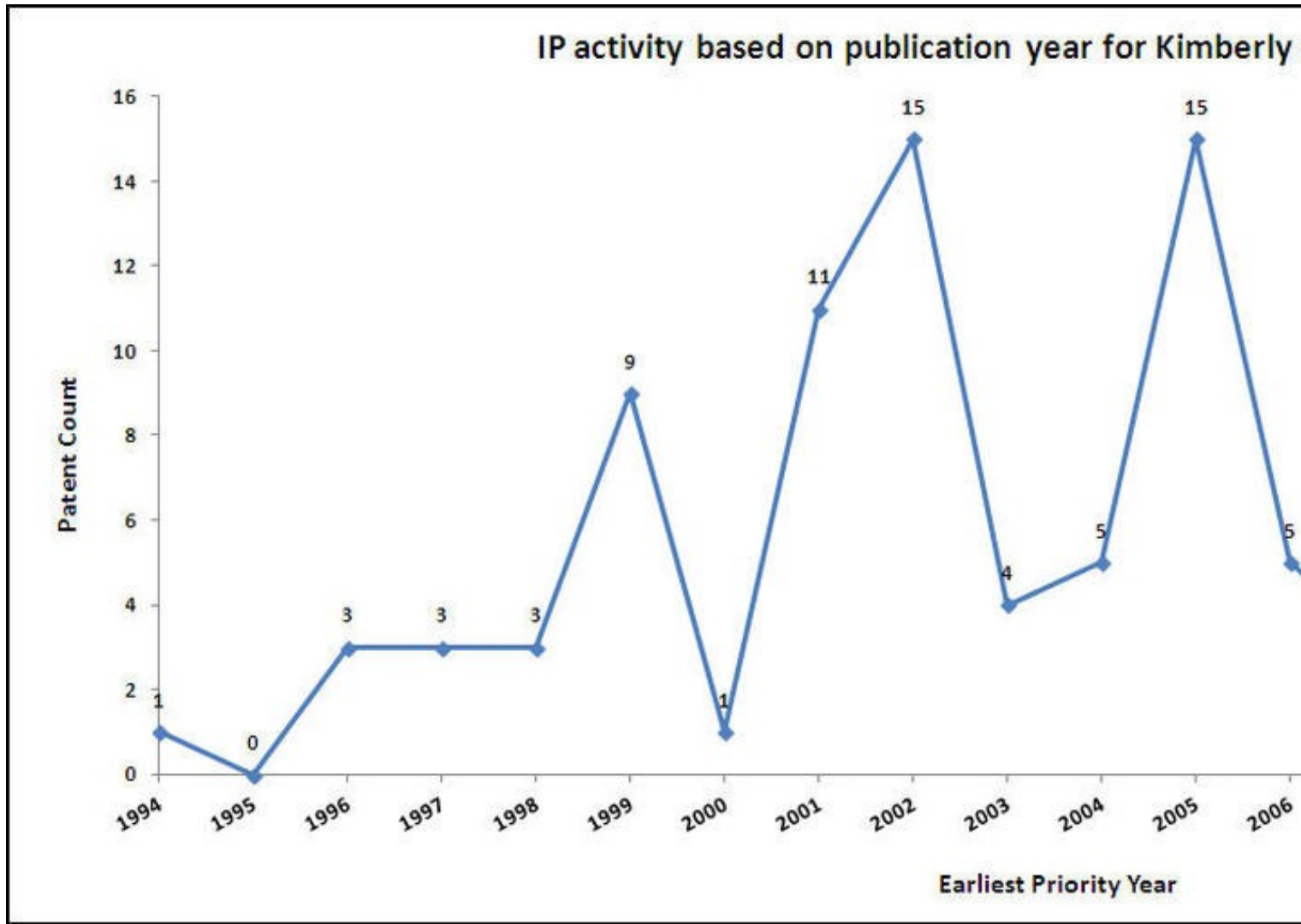
Top assignee	Cognis IP Management	Dow Corning Corp	SCA Hygiene Products	Beiersdorf AG	Kao Corp	Unilever PLC	Johnson & Johnson	Loreal SA	Procter & Gamble	Kimberly Clark
Australia (AU)						2	3		1	2
Canada (CA)						1			2	4
China (CN)									1	
EPO (EP)	1	1	2	5			1	2	4	13
Germany (DE)									3	2
Japan (JP)					10	2		3	1	
Korea (KR)		2				1	1		3	13
USA (US)	8	5	3	6	1	7	12	14	44	49
Great Britain (GB)		1								1
WIPO (WO)			3					2	1	
<b>Total</b>	<b>9</b>	<b>9</b>	<b>9</b>	<b>11</b>	<b>11</b>	<b>13</b>	<b>17</b>	<b>21</b>	<b>60</b>	<b>84</b>

## Statistics for Kimberly Clark

◇ IP activity for Kimberly Clark based on publication year

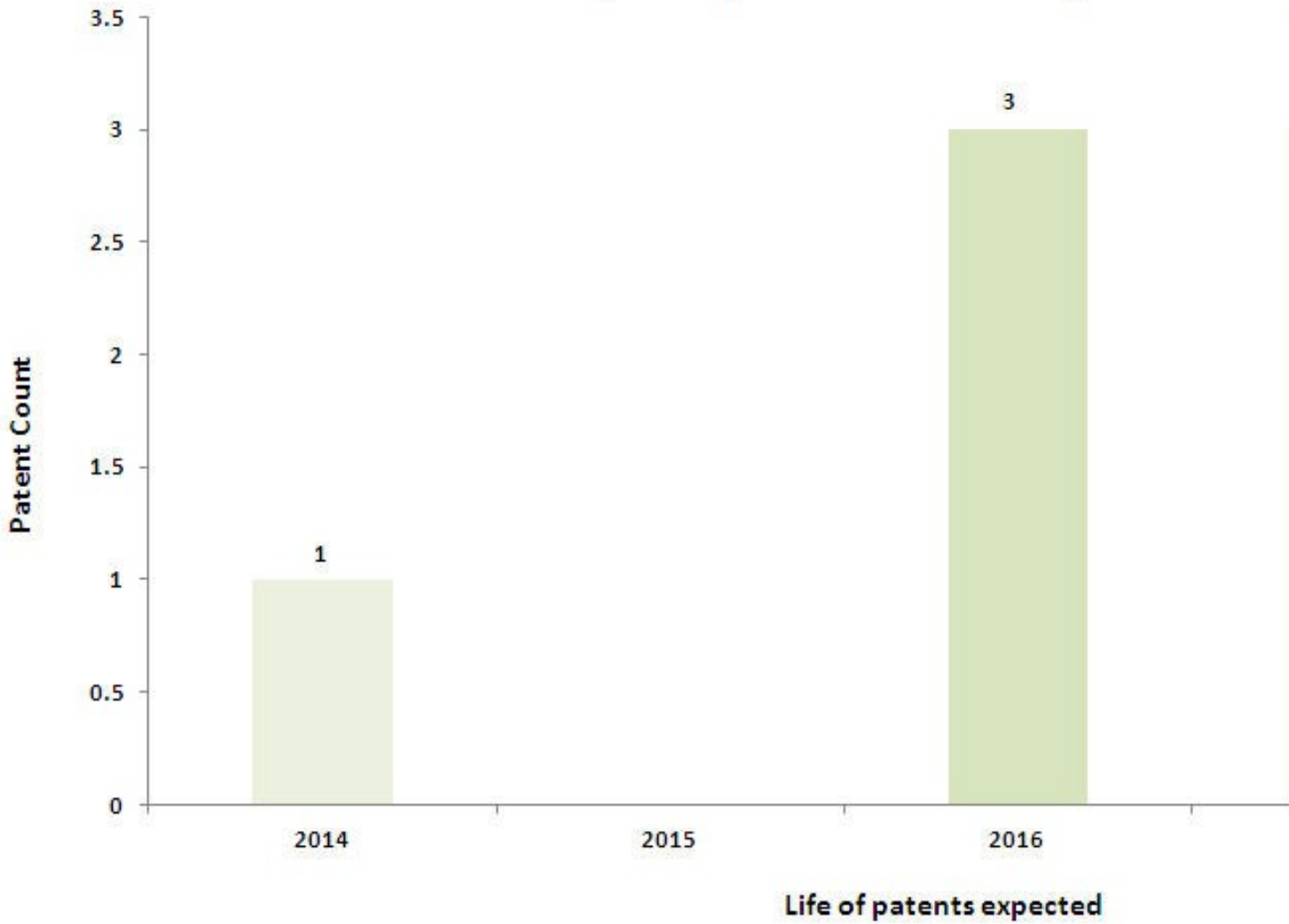


◇ IP activity for Kimberly Clark based on priority year



◇ Following graph represents count of patents of Kimberly Clark about to expire in next 5 years.

## Kimberly Clark patents about to expire in next 5



◇ The following white space represents geographical distribution of patents owned by Kimberly Clark.

Kimberly Clark Corp	Australia (AU)	Canada (CA)	EPO (EP)	Germany (DE)	Great Britain (GB)	Korea (KR)	USA (US)	Total
2013				1		1	3	5
2012	1		1		1		4	7
2011			1			2	1	4
2010		1	1			1	2	5
2009						3	3	6
2008		1	3			1	1	6
2007						2	13	15
2006	2		1			1	4	8
2005		1	2			1	5	9
2004		1	4	1			11	17
2003							2	2
<b>Total</b>	<b>3</b>	<b>4</b>	<b>13</b>	<b>2</b>	<b>1</b>	<b>12</b>	<b>49</b>	<b>84</b>

◊ The following white space represents non-woven substrates as used by Kimberly Clark. (Year-wise distribution)

Kimberly Clark	2003	2004	2005	2006	2007	2008	2009	2010	2011	2012	2013	Total
Nonwoven Generic	2	5	1	3	5	2		2		2	1	23
Cellulosic fibers generic		7	5	4	4	3	2	2	4	4	1	36
Cotton				1	1							2
Polypropylene		3	2		2	1	1					9
Polyethylene		5	2	2	4	1	1		1	1		17
Polyester		3	1	1	4	1			2		1	13
Nylon		1		1	3	1						6
Rayon		2							1			3
Blends		4		1	1		2			1		9
<b>Total</b>	<b>2</b>	<b>30</b>	<b>11</b>	<b>13</b>	<b>24</b>	<b>9</b>	<b>6</b>	<b>4</b>	<b>8</b>	<b>8</b>	<b>3</b>	<b>118</b>

## Citations

◊ Top cited patents:

Publication Number	Priority Date	Publication Date	Assignee/Applicant	Title	Count of citing patents
<a href="#">US20060094320A1</a>	20041102	20060504	Kimberly Clark Corp	Gradient nanofiber materials and methods for making same	60
<a href="#">US20050137272A1</a>	20030908	20050623	Fmc Biopolymer As	Gelled biopolymer based foam	44
<a href="#">US20050148261A1</a>	20031230	20050707	Kimberly Clark Corp	Nonwoven webs having reduced lint and slough	32
<a href="#">US20070232179A1</a>	20060331	20071104	Procter & Gamble	Nonwoven fibrous structure comprising synthetic fibers and hydrophilizing agent	31
<a href="#">US20040030080A1</a>	20010322	20040212	Kimberly Clark Corp	Water-dispersible, cationic polymers, a method of making same and items using same	27
<a href="#">US6638527B2</a>	20000417	20031028	Unilever Plc	Substantially dry cleansing product of improved latherability and wet flexibility	26
<a href="#">US7576019B2</a>	20040419	20090818	Procter & Gamble	Fibers, nonwovens and articles containing nanofibers produced from high glass transition temperature polymers	26
<a href="#">US20050125877A1</a>	20031216	20050616	Procter & Gamble	Disposable nonwoven mitt adapted to fit on a child's hand	25
<a href="#">US20060014460A1</a>	20040419	20060119	Procter & Gamble	Articles containing nanofibers for use as barriers	24
<a href="#">US6764988B2</a>	20010418	20040720	Kimberly Clark Corp	Skin cleansing composition incorporating anionic particles	22

• Top assignees citing Kimberly Clark patents:

Top Kimberly Clark patents citing assignees	Count	Technology cited
Procter & Gamble Co	32	Nonwoven substrates and disposable articles

Eastman Chemical Company	23	Nonwovens produced from multicomponent fibers
Donaldson Company Inc.	14	Nonwoven polymer blends
International Paper Company	10	Composition containing expandable microspheres
SCA Hygiene Products AB	7	Hygeine products