

Interferon For Treatment of Melanoma

Contents

- 1 Dashboard
- 2 Objective
- 3 Overview
 - ◆ 3.1 Interferon
 - ◆ 3.2 Melanoma
 - ◆ 3.3 Interferon for treatment of melanoma
- 4 Interactive Taxonomy
- 5 Concept Table
 - ◆ 5.1 French Keywords Concept table
 - ◆ 5.2 German Keywords Concept Table
 - ◆ 5.3 Class codes identified for searches
- 6 Intellectual property
 - ◆ 6.1 Search strategy and concept
 - ◆ 6.2 Search in Micropatent full text - English language search
 - ◆ 6.3 Search in Micropatent full text - Foreign language search
 - ◆ 6.4 Search in Micropatent MPI-INPADOC - English language search
 - ◆ 6.5 Search in Micropatent MPI-INPADOC - Foreign language search
 - ◆ 6.6 Search in Japanese database
 - ◆ 6.7 Scientific Literature Search
- 7 Sample patents
- 8 Taxonomy
- 9 Sample Analysis
- 10 Patent Ranking
- 11 Clinical Trials
- 12 IP Activity Graphs Of Sample Patents
 - ◆ 12.1 IP activity based on priority years
 - ◆ 12.2 IP activity based on publication years
 - ◆ 12.3 Geographical Distribution based on family members
- 13 Market Report
 - ◆ 13.1 Interferon types & Their Compositions
 - ◆ 13.2 Interferon Types & Description Of Products
 - ◆ 13.3 Global Revenue Data Of products
- 14 Biosimilars Of Interferons

Dashboard

- Click here to view [Sample Dashboard](#)

NOTE: You need to install Internet Explorer 8.0 and Adobe Flash Player to view the Dashboard.

Please download [Internet Explorer 8.0](#) and [Adobe Flash player](#)

Objective

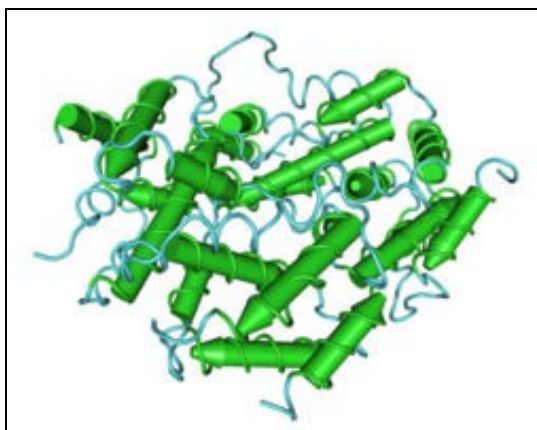
Primary objective of the study was to perform a prior art search on usage of interferon for the treatment of melanoma.

To achieve our objective we performed following steps:

- Created a multi level taxonomy to categorize the patents using interferon for melanoma treatment
- Marked out relevant IPC, ECLA, US classes and Japanese F-term available for technology in question.
- Identified and clubbed relevant keywords with classes to extract relevant patents.
- Checked for patents in US, EP, PCT, JP, Great Britain, and German patent records
- Performed MPI-INPADOC search which cover bibliographic data for 71 countries and legal status for 42 countries
- Analyzed the patents and prepared an IPmap covering relevant patents for client usage.

Overview

Interferon





Interferon [Source](#)

Interferons (IFNs) are natural cell-signaling proteins produced by the cells of the immune system of most vertebrates in response to challenges such as viruses, parasites and tumor cells. They belong to the large class of glycoproteins known as cytokines and are produced by a wide variety of cells in response to the presence of double-stranded RNA, a key indicator of viral infection. [Source](#)

Interferons assist the immune response by inhibiting viral replication within host cells, activating natural killer cells and macrophages, increasing antigen presentation to T lymphocytes, and increasing the resistance of host cells to viral infection. There are 3 known classes of interferons; type I, type II and type III. All classes are very important in fighting viral infections. Recent studies have shown that Interferon can also help stop the growth and spread of cancer cells. [Source](#)

Melanoma

Melanoma is the most serious type of skin cancer. It begins in skin cells called melanocytes. Melanocytes are the cells that make melanin, which gives skin its color. Melanin also protects the deeper layers of the skin from the sun's harmful ultraviolet (UV) rays. When people spend time in the sunlight, the melanocytes make more melanin and cause the skin to tan. This also happens when skin is exposed to other forms of ultraviolet light (such as in a tanning booth). If the skin receives too much ultraviolet light, the melanocytes may begin to grow abnormally and become cancerous. This condition is called melanoma. People with melanoma who have one or more positive lymph nodes are at a high risk to have their melanoma recur. It is believed that 70 to 80% of these individuals will have their melanoma come back within the next three to five years. [Source](#)

Interferon for treatment of melanoma

Over the past several decades, the incidence of melanoma has increased at a faster rate than that of any other solid tumor. In the 1930s, the lifetime risk for a person living in the U.S. to develop melanoma was 1 in 1,500. Currently, that risk is 1 in 74, and for 2003 it was estimated that 51,400 cases of invasive melanoma would be diagnosed. While efforts to improve early diagnosis through education have resulted in the increased detection of early-stage melanoma, many patients still present with high-risk primary melanomas.

A beacon of hope in the treatment of melanoma has long been the observation that melanoma is susceptible to attack by the host's immune system. This has resulted in the testing of a remarkably broad spectrum of immunotherapies, including the use of nonspecific immunostimulants, various approaches to vaccine therapies, and cytokine therapy. Many of these approaches failed to demonstrate a significant clinical impact, and the practitioner had been left with few options in treating high-risk melanoma patients with adjuvant therapy. One exception to this, however, has been the use of adjuvant interferon alpha (IFN- α)

While the precise mechanism of action remains poorly understood, there are multiple antitumor effects of IFN- α . These include a direct antiproliferative effect, the enhancement of natural killer cell activity, and the upregulation of tumor antigens and/or HLA class I and class II antigens. Initial phase II clinical studies with IFN- α in metastatic melanoma showed response rates in the 10%-20% range [4, 5]. These response rates, while encouraging, were not significant enough to lead to its widespread use in the treatment of metastatic melanoma. [Source](#)

Interactive Taxonomy

```
.markmap-node {
  cursor: pointer;
}

.markmap-node-circle {
  fill: #fff;
  stroke-width: 1.5px;
}

.markmap-node-text {
  fill: #000;
  font: 10px sans-serif;
}

.markmap-link {
  fill: none;
}

pre, .mw-code{
  background-color: transparent;
}

d3.xml("https://www.dolcera.com/wiki/images/Interferon_For_the_treatment_Of_Melanoma.mm", function(error, data) {
  if (error) throw error;

  markmap("svg#mindmap_671025734f8a85a10d82150e3366d72f", data, {
    preset: "colorful",
    linkShape: "diagonal"
  }, "xml");
});
```

Concept Table

S.No	Concept-1	Concept-2
1	Melanoma	Interferon
2	Cancer	IFN
3	Skin Cancer	hIFN
4	Carcinoma	
5	Tumor	
6	Melanocyte	

French Keywords Concept table

S.No	Concept-1	Concept-2
------	-----------	-----------

1	mélanome	Interféron*
2	Peau Cancer	huIFN
3	Carcinome	IFN
4	Tumeur	
5	Mélanocyte	

German Keywords Concept Table

S.No	Concept-1	Concept-2
1	Melanoma	Interferon
2	Haut Krebs	huIFN
3	Karzinoma	IFN
4	Krebsgeschwür	
5	Tumor	
6	Geschwulst	
7	Melanozyten	

Class codes identified for searches

• Relevant IPC classes

IPC			
Sr. No.	Class Code	Class definition	Class coverage
1	A61K003819	Medicinal preparations containing peptides - Cytokines; Lymphokines; Interferons	Broad
2	A61K003821	Medicinal preparations containing peptides Interferon	Specific
3	C07K001452	Peptides having more than 20 amino acids; Gastrins; Somatostatins; Melanotropins; Derivatives thereof - Cytokines; Lymphokines; Interferons	Broad
4	C07K014555	Peptides having more than 20 amino acids - Interferon	Specific
5	C07K001456	Peptides having more than 20 amino acids - IFN-alpha	Specific
6	C07K014565	Peptides having more than 20 amino acids - IFN-beta	Specific
7	C07K001457	Peptides having more than 20 amino acids - IFN-gamma	Specific
8	A61P003500	Therapeutic activity of chemical compounds or medicinal preparations -antineoplastic agents	Broad

• Relevant ECLA classes

ECLA			
Sr. No.	Class Code	Class definition	Class coverage
1	A61K003819	Medicinal preparations containing peptides - Cytokines; Lymphokines; Interferons	Broad
2	A61K003821	Medicinal preparations containing Interferon	Specific
3	A61K38/21A	Medicinal preparations containing IFN-alpha	Specific
4	A61K38/21B	Medicinal preparations containing IFN-beta	Specific
5	A61K38/21C	Medicinal preparations containing IFN-gamma	Specific
6	C07K001452	Peptides having more than 20 amino acids; Gastrins; Somatostatins; Melanotropins; Derivatives thereof - Cytokines; Lymphokines; Interferons	Broad
7	C07K014555	Peptides having more than 20 amino acids - Interferon	Specific
8	C07K001456	Peptides having more than 20 amino acids - IFN-alpha	Specific
9	C07K014565	Peptides having more than 20 amino acids - IFN-beta	Specific

10	C07K001457	Peptides having more than 20 amino acids - IFN-gamma	Specific
11	C07K014715G	Receptors; Cell surface antigens; Cell surface determinants - for interferons -	Specific

• Relevant US classes

US class			
Sr. No.	Class Code	Class definition	
1	4240854	DRUG, BIO-AFFECTING AND BODY TREATING COMPOSITIONS - this subclass provides for patents which broadly claim interferon or a method of treatment of interferon where the classification of the interferon as alpha, beta or gamma interferon is impossible	
2	4242811	DRUG, BIO-AFFECTING AND BODY TREATING COMPOSITIONS - Virus (e.g., interferon-inducing virus, etc.)	
3	42400141	DRUG, BIO-AFFECTING AND BODY TREATING COMPOSITIONS - Attached to lymphokine, cytokine, or other secreted growth regulatory factor, differentiation factor, or intercellular mediator specific for a hematopoietic cell (e.g., interferon, interleukin, macrophage factor, colony stimulating factor, erythropoietin); derivative thereof	
4	514889	DRUG, BIO-AFFECTING AND BODY TREATING COMPOSITIONS - INTERFERON INDUCER	
5	530351	CHEMISTRY: NATURAL RESINS OR DERIVATIVES; PEPTIDES OR PROTEINS; LIGNINS OR REACTION PRODUCTS THEREOF - Lymphokines, e.g., interferons, interleukins, etc.	
6	930142	PEPTIDE OR PROTEIN SEQUENCE - Interferon	
7	4240851	LYMPHOKINE - Included in this and the indented subclasses interferon, interleukin and macrophage factors (monokines)	
8	4240855	Gamma or immune: This subclass is indented under subclass 85.4. Subject matter in which the interferon is gamma or immune interferon.	
9	4240856	Subject matter in which the interferon is beta or fibroblast interferon.	
10	4240857	Subject matter in which the interferon is alpha or leukocyte interferon.	

Intellectual property

Search strategy and concept

Date of Search: 1836 to Feb 3rd, 2011 Database used: Micropatent - Include extensive full text and MPI-Inpadoc searches

Search in Micropatent full text - English language search

Micro patent full text search allow search in fulltext of US, EP, PCT, Great Britain, and German patent records as well as the front page of JP documents. US, EP, and DE are covered at first publication and when granted.

S.No.	Search concept	Search Scope	Search reason	Class Code (IPC,US,ECLA)	Search query	No. of hits
1	Interferon for treating Melanoma	Title, Abstract and Claims	Specific classes of interferon AND melanoma keywords	A61K003821* OR C07K014555 OR C07K001456 OR C07K014565 OR C07K001457 OR C07K014715G OR 4240854 OR 4242811 OR 42400141 OR 514889 OR 530351 OR 930142	(Melanoma OR (Skin NEAR3 (cancer OR carcinoma OR tumor)) OR (Melanocyte* NEAR3 (cancer OR carcinoma OR tumor)))	576
2	Interferon for treating Melanoma	Title, Abstract and Claims	Broad classes of interferon AND melanoma, interferon keywords	A61K003819 OR C07K001452 OR 4240851 OR 4240855 OR 4240856 OR 4240857 OR A61P003500	(Melanoma OR (Skin NEAR3 (cancer OR carcinoma OR tumor)) OR (Melanocyte* NEAR3 (cancer OR carcinoma OR tumor)))	756
3	Final query			1 OR 2		1019 records 571 unique records

Search in Micropatent full text - Foreign language search

Micro patent full text search allow search in fulltext of US, EP, PCT, Great Britain, and German patent records as well as the front page of JP documents. US, EP, and DE are covered at first publication and when granted.

S.No.	Search concept	Language	Search Scope	Search reason	Class Code (IPC, ECLA)	Search query	No. of hits
1	Interferon for treating Melanoma	French	Title, Abstract and Claims	Specific classes of interferon AND melanoma?s foreign language keywords	A61K003821* OR C07K014555 OR C07K001456 OR C07K014565 OR C07K001457 OR C07K014715G	(mélanome or (Peau NEAR3 (Cancer or Carcinome or Tumeur)) OR (Mélanocytes Near3 (Cancer or Carcinome or Tumeur)))	184 hits
	German						

						(Melanom or (Haut NEAR3 (Krebs or Karzinom or Krebsgeschwür or Tumor or Geschwulst)) OR (Melanozyten Near3 (Krebs or Karzinom or Krebsgeschwür or Tumor or Geschwulst)))	
2	Interferon for treating Melanoma	French	Title, Abstract and Claims	Broad classes of interferon AND melanoma?s and interferon?s foregin langugae keywords	A61K003819 OR C07K001452 OR A61P003500	(mélanome or (Peau NEAR3 (Cancer or Carcinome or Tumeur)) OR (Mélanozytes Near3 (Cancer or Carcinome or Tumeur)))	3375 hits
		German				(Melanom or (Haut NEAR3 (Krebs or Karzinom or Krebsgeschwür or Tumor or Geschwulst)) OR (Melanozyten Near3 (Krebs or Karzinom or Krebsgeschwür or Tumor or Geschwulst)))	
3	Final query					1 OR 2	3422 hits (2023 unique records, 30-35 % relevant)

Search in Micropatent MPI-INPADOC - English language search

Micropatent MPI-INPADOC search bibliographic data for 71 countries and legal status for 42. Only those patents were analyzed which have English title and/or abstract.

S.No.	Search concept	Search Scope	Search reason	Class search	Search query	No. of hits	
1	Interferon for treating Melanoma	Title and Abstract	Specific IPC classes of interferon AND melanoma keywords	A61K03821 OR C07K014555 OR C07K01456 OR C07K014565 OR C07K01457	(Melanoma OR (Skin NEAR3 (cancer OR carcinoma OR tumor)) OR (Melanocyte* NEAR3 (cancer OR carcinoma OR tumor)))	174	
2	Interferon for treating Melanoma	Title and Abstract	Broad IPC classes of interferon AND melanoma, interferon keywords	A61K03819 OR C07K01452 OR A61P03500	(IFN* OR *IFN OR interferon* OR *interferon OR huIFN) AND (Melanoma OR (Skin NEAR3 (cancer OR carcinoma OR tumor)) OR (Melanocyte* NEAR3 (cancer OR carcinoma OR tumor)))	484	
3	Interferon for treating Melanoma	Title and Abstract	Specific ECLA classes of interferon AND melanoma keywords	A61K03821* OR C07K014555 OR C07K01456 OR C07K014565 OR C07K01457 OR C07K014715G	(Melanoma OR (Skin NEAR3 (cancer OR carcinoma OR tumor)) OR (Melanocyte* NEAR3 (cancer OR carcinoma OR tumor)))	102	
4	Interferon for treating Melanoma	Title and Abstract	Broad ECLA classes of interferon AND melanoma, interferon keywords	A61K03819 OR C07K01452 OR A61P03500	(IFN* OR *IFN OR interferon* OR *interferon OR huIFN) AND (Melanoma OR (Skin NEAR3 (cancer OR carcinoma OR tumor)) OR (Melanocyte* NEAR3 (cancer OR carcinoma OR tumor)))	9	
5	Final query					1 OR 2 OR 3 OR 4	587 hits 232 unique records

Search in Micropatent MPI-INPADOC - Foreign language search

Micropatent MPI-INPADOC search bibliographic data for 71 countries and legal status for 42. Only those patents were analyzed which have English title and/or abstract.

S.No.	Search concept	Language	Search Scope	Search reason	Class Code (IPC, ECLA)	Search query	No. of hits
1	Interferon for treating Melanoma	French	Title and Abstract	Specific IPC/ECLA classes of interferon AND melanoma keywords	A61K03821 OR C07K014555 OR C07K01456 OR C07K014565 OR C07K01457	(mélanome or (Peau NEAR3 (Cancer or Carcinome or Tumeur)) OR (Mélanozytes Near3 (Cancer or Carcinome or Tumeur)))	4 hits
		German				(Melanom or (Haut NEAR3 (Krebs or Karzinom or Krebsgeschwür or Tumor or Geschwulst)) OR (Melanozyten Near3 (Krebs or Karzinom or Krebsgeschwür or Tumor or Geschwulst)))	
2		French					

	Interferon for treating Melanoma		Title and Abstract	Broad IPC classes of interferon AND melanoma, interferon keywords	A61K03819 OR C07K01452 OR A61P03500	(IFN* OR *IFN OR Interféron* OR *Interféron OR huIFN) AND (mélanome or (Peau NEAR3 (Cancer or Carcinome or Tumeur)) OR (Mélanocytes Near3 (Cancer or Carcinome or Tumeur)))	25 hits
		German				(IFN* OR *IFN OR interferon* OR *interferon OR huIFN AND (Melanom or (Haut NEAR3 (Krebs or Karzinom or Krebsgeschwür or Tumor or Geschwulst)) OR (Melanozyten Near3 (Krebs or Karzinom or Krebsgeschwür or Tumor or Geschwulst)))	
3	Final query					1 OR 2	29 hits

Search in Japanese database

Database: IPDL (Industrial property digital library), Japan

Date of search: 1900/01/01 to 2011/02/15

S.No.	Issue/Publication date	F-Term Theme	FI/F-term/Facet	Hits
1	1900/01/01 to 2011/02/15	4H045	DA15+DA16+DA17+DA18	1298

Total patents: 1298 (Relevancy ~10%)

• F-Terms and theme used in search

Japanese F-term search			Definition
Sr. No.	F- Term theme	4H045	
			Peptides having more than 20 amino acids; Gastrins; Somatostatins; Melanotropins; Derivatives thereof
1	F-term	DA15	Peptide or protein characterised by function - Interferons
2	F-term	DA16	Alpha-interferons
3	F-term	DA17	Beta-interferons
4	F-term	DA18	Gamma-interferons

Scientific Literature Search

S.No	Database	Query	Limits by Date	No.Of Hits
1	Pubmed	(Melanoma Or carcinoma or cancer* or tumor) And (IFN* OR Interferon)	20000101-20110221	28402
2	Scirus	(Melanoma Or carcinoma or cancer* or tumor) And (IFN* OR Interferon)	2000-2011	24835
3	Google Scholar	(Melanoma Or carcinoma or cancer* or tumor) And (IFN* OR Interferon)	2000-2011	21100

Sample patents

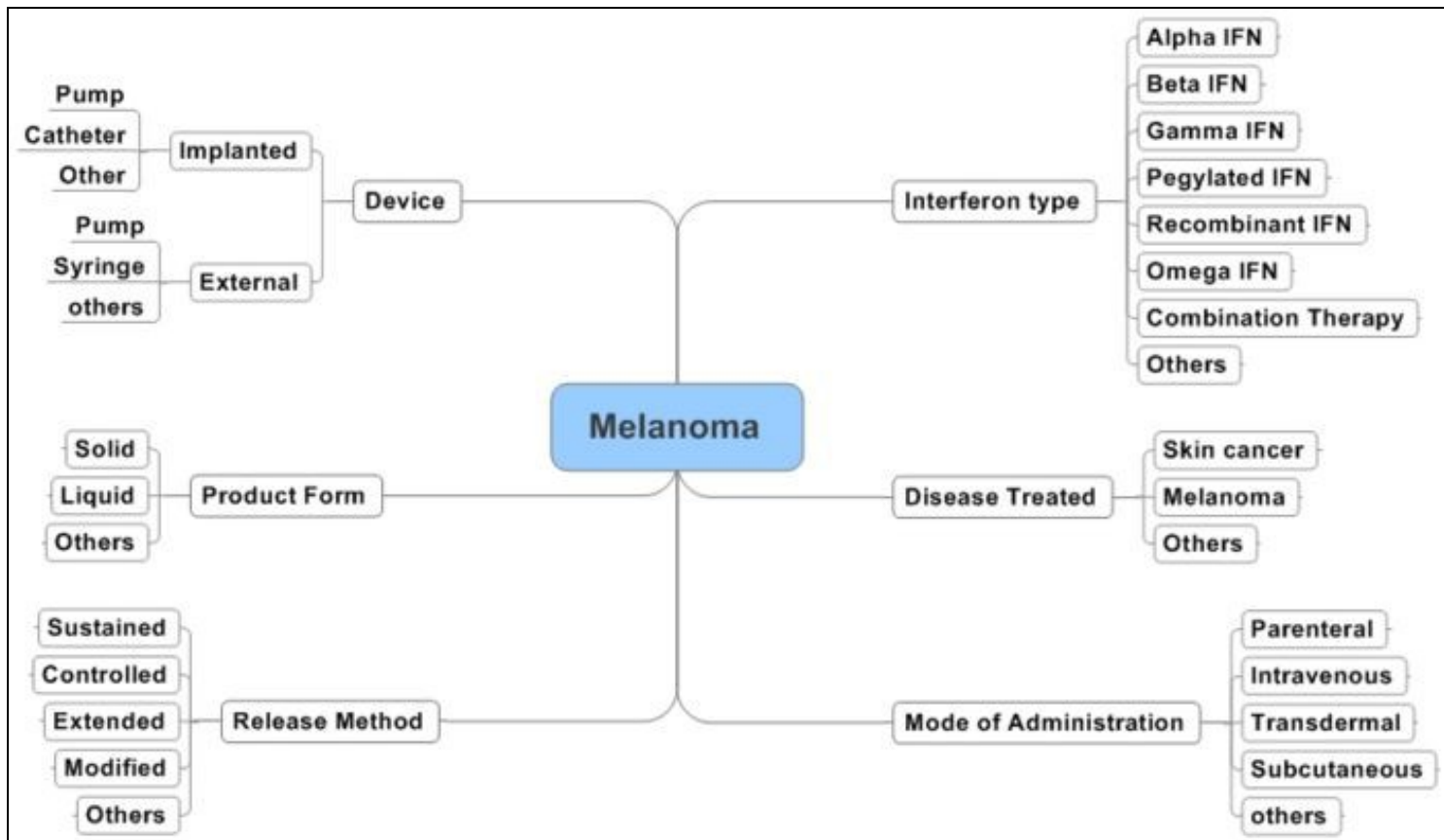
S.No	Patent/Publication No	Date Of Publication	Assignee	Title	Abstract	Problem	
1	US7482014B2	01/27/2009	Schering Corporation	Melanoma therapy	Methods for treating treatment-naive as well as treatment-experienced patients having melanoma to increase the progression-free survival time involving administering a therapeutically effective amount of pegylated interferon-alpha, e.g., preferably pegylated interferon alpha-2b, as adjuvant therapy to definitive surgery are disclosed.	The problem is with the treatment methods that are employed with previously employed dose regimens for treating Melanoma after definitive surgical removal of the lesions. This led to the occurrence of hematologic, neurologic and constitutional toxicities. Subject compliance with the dosage and dosage regimen during both phases is considered to be important to achieve maximum clinical benefit.	The higher patient treatment of m interferon alpha fo survival time w includes a first d alpha-2b once patient a second interferon alpha-2

2	US5997858A	12/7/1999	Pharma Pacific Pty Ltd.	Stimulation of host defense mechanisms against tumors	A method for treating neoplastic disease in a mammal via administering to the mammal a therapeutically effective amount of an interferon via oromucosal contact. The amount of interferon administered is less than an amount which induces a pathological response when administered parenterally.	The problem is with the method employed for the treatment of neoplastic diseases. The administration of low doses of interferon as a nasal spray or as an oral liquid formulation in the treatment of the neoplastic diseases is not effective in the previous patents. There is no experimental evidence regarding the administration mode of the interferon, though it was anticipated that administrations through other modes is possible to deliver effectively and treating the same conditions.	The solution to the model of the effective treatment of neoplastic disease by a single dose by is from about 150 mg/day. This amount response
3	EP288055A1	10/26/1988	MERRELL DOW PHARMACEUTICALS INC.	Use of ODC inhibitors, dacarbazine, and interferon, in the treatment of malignant melanoma	This invention relates to the improvement of the polyamine depletion effects of ornithine decarboxylase inhibitors, the improvement being effected by the use of Interferon and Dacarbazine in conjunctive therapy with said inhibitors.	The problem in this patent is associated with the methods and drugs that are used for treating the pathological disease conditions such as cancer. Polyamines mechanism is not known and there are some evidences that ODC inhibitors may exert their therapeutic effect by blocking the formation of the polyamines and thereby slowing, interrupting, or arresting the proliferation and metastases of the tumor tissue. So certain methods are explored to find out the same kind of effect on treating cancers.	The solution was with the use of Interferon treated with irreversible a pharmaceutical Interferon and Dacarbazine separate or sequentially disease states. E
4	EP241242A1	10/14/1987	CETUS ONCOLOGY CORPORATION	The use of interferon-beta and interleukin-2 for combination therapy and compositions therefor	Anti-tumor activity in humans can be augmented by administering to the human patient an effective amount of IFN- β and IL-2 in combination. The composition of IFN- β and IL-2 may be prepared invitro or administered separately to the patient. The composition is useful for prophylactic or therapeutic treatment of such cancers as melanoma, colon cancer lung cancer and breast cancer.	The problem in this patent is about the use of interferons separately in treating the cancers. When administered separately they were found to induce a response that was good. So an approach was thought of where the combination therapy was given to produce better results.	The concern administration interleukin-2 as made suitable prophylactic treatment by mixing or p
5	US20100086518	4/8/2010	NOVARTIS AG	Treatment of melanoma	Methods of treating melanoma include administering a compound of Structure I, a tautomer of the compound, a pharmaceutically acceptable salt of the compound, a pharmaceutically	The problem is that though there are many methods of treating cancer, still there is a need for the advancements in the technologies to be adopted to arrive at better results. The compounds such as	The solution was administered for 4-amino-5-fluoro-2-(1H)-one melanoma and therapeutically effective 0.25 mg/h

					<p>acceptable salt or the tautomer, or a mixture thereof to a subject.</p> <p>The compound, tautomer, salt of the compound, salt of the tautomer, or mixture thereof may be used to prepare medicaments for treating metastatic cancer. The variable A has the values defined herein.</p>	<p>quinoline derivatives were used and were disclosed in the prior art for the treatment of Melanoma. The compounds that were used previously were found to be associated with the side effects.</p>	
6	US4846782	7/11/1989	Schering Corporation	Treatment of cancer with interferon and radiotherapy	<p>Radiation sensitive human cancers are treated with combined interferon and radiation therapy.</p>	<p>Radiation therapy emerged some years back for the treatment of cancers. It was observed that the results are good. But there was a need felt to effectively increase the efficacy of radiation treatment. So to develop radiation sensitizers or potentiators which enable the radiation to cause increased tumor destruction. Despite numerous laboratory and clinical studies, no single agent has, to date, emerged as the optimal radiation sensitizer.</p>	<p>The problem could be solved by administering subcutaneous IU/m.sup.2 DNA-alpha-2-interferon 5 days prior to radiation administered five</p>
7	US5824300	10/20/1998	The Texas A&M University System	Treatment of neoplastic disease with oral interferon	<p>Neoplastic diseases are treated by the administration of human interferon, particularly IFN-α, at a dosage of from about 0.01 to about 5 IU/lb./day such that the interferon is held in contact with the patient's oral and pharyngeal mucosae. The interferon is administered in a solid dosage form, e.g., a saliva-dissolvable lozenge.</p>	<p>Though the research is intensive in the field of interferons, there exists a substantial lack of uniformity in such matters as classification of interferon types. There are also numerous, sometimes contradictory, theories concerning the mode of action of interferon in producing clinical effects. It became apparent that exogenous interferon was sometimes capable of effecting regression or remission of various metastatic diseases. So different studies are conducted to know the clinical agent of choice for the prevention of cancers.</p>	<p>The present invention can be used as a combination of diseases having an immune response administered in a weight per day. M</p>
8	US20020107184	8/8/2002	None	METHOD FOR TREATING MELANOMA	<p>The present invention discloses a method for treating patients having melanoma or melanoma associated symptoms by parenterally administering Product R, a peptide-nucleic acid preparation.</p>	<p>Melanomas are usually treated by surgical excision, while patients with thick melanomas and those with regional or distant metastasis may benefit from other forms of therapy. Cytokines have been tested in the treatment of different skin cancers during the last decade, and treatment schedules</p>	<p>The new method of interferons not only means .The</p>

						<p>have been established or proposed for several malignant skin tumors. Preferentially, the interferons and interleukin-2 were found to be effective in treating skin cancers including melanoma. But they were needed to be checked in combination with other products as they were anticipated to yield better results.</p>	
9	US4762705	8/9/1988	Schwimmer, Adolf W. Schwartz, Irwin Steven Rubin, David	Cancer therapy with interferon	<p>The effectiveness of interferon for treatment against cancer may be increased by first administering an agent for inhibiting tyrosinase. In this manner the tyrosinase which is known to be produced by malignancies, and which may cause inactivation of the interferon, will be substantially inactivated prior to the interferon administration.</p>	<p>Some of the the prior art patents doesn't trust on the use of interferons for treating all types of malignancies. The reason being the interferons are easily denatured in the enzymatic processes. So attempts were made out initially to find out the reasons for the denaturation even at high doses. Efforts were made to improve methods of cancer therapy using interferon.</p>	<p>The solution has treating cancer by denaturation was suppress th D-p</p>
10	US5190751	3/2/1993	Schering Corporation	Treatment of certain leukemias with a combination of gamma interferon and alpha interferon	<p>Human leukemia T-cells and B-cells are inhibited from proliferating by treatment with a combination of recombinant human alpha and gamma interferons, either simultaneously or sequentially, and the alpha interferon is preferably recombinant human alfa-2b interferon.</p>	<p>The patent in the prior art posed a lot of problems with the use of gamma interferons alone in terms of the purity as the preparations previously were found to be contaminated. When used singly for the treatment of lekimias they were found to yield ineffective results.</p>	<p>The solution was treatment of le leukemia cells with both of the s</p>

Taxonomy



Taxonomy

Sample Analysis

- **Patents:** The above sample patents were analysed according to the taxonomy.

[Click here to download Sample analysis sheet on Interferon for treatment of Melanomas](#)

- **Scientific Literature:** [Click here to download Melanoma Treatment Using IFN: sample articles](#)

Patent Ranking

10 Sample Patents were ranked according to the patent focus.

- Patent Ranking Details

- 1 : Granted Patent & Focus in Independent Claim
 2 : Granted Patent & Focus in Dependent Claim
 3 : Published Patent & Focus in independent Claim
 4 : Published Patent & Focus in Dependent claim

S.No	Patent	Type	Patent Ranking
1	US7482014B2	Granted And Independent Claim	1
2	US5997858A	Granted And Independent Claim	1
3	EP288055A1	Granted And Independent Claim	1
4	EP241242A1	Granted And Dependent Claim	2
5	US20100086518	Published And Dependent	4
6	US4846782	Granted And Dependent Claim	2
7	US5824300	Granted And Dependent Claim	2
8	US20020107184	Published And Independent	3
9	US4762705	Granted And Independent Claim	1
10	US5190751	Granted And Independent Claim	1

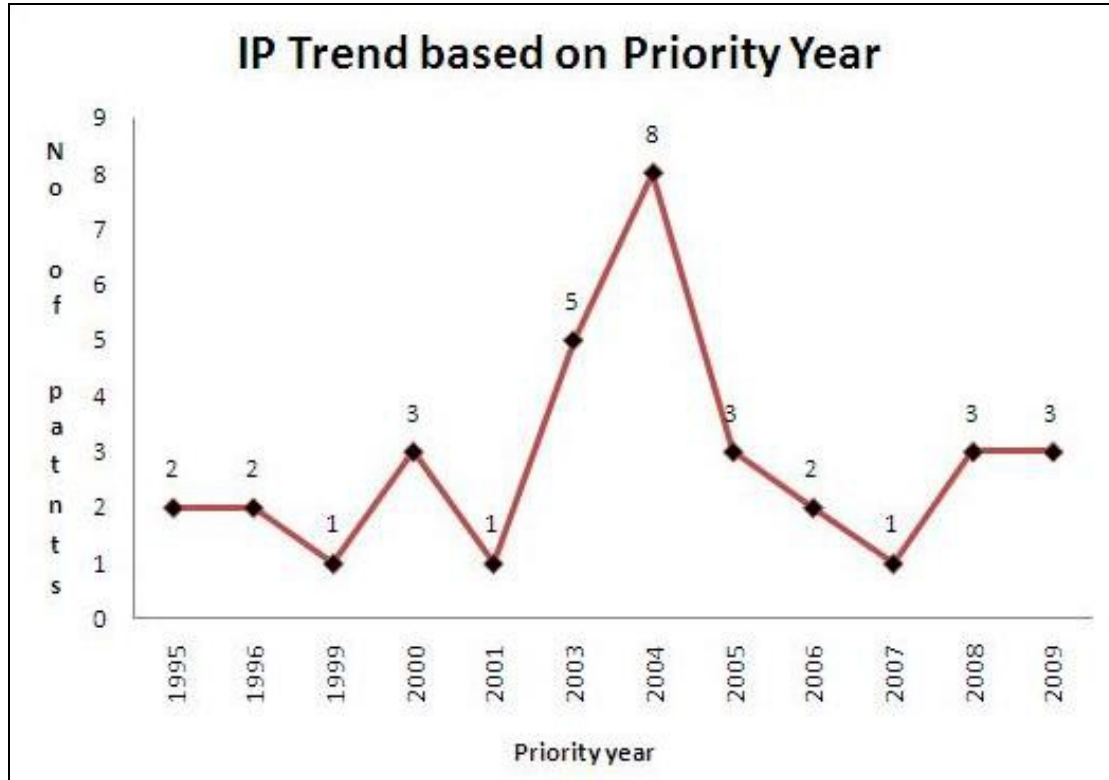
Clinical Trials

- Database: [Clinical trials](#)
- Searched on: Feb 25th, 2011
- [Please click here to download the clinical trial excel sheet](#)

IP Activity Graphs Of Sample Patents

IP activity based on priority years

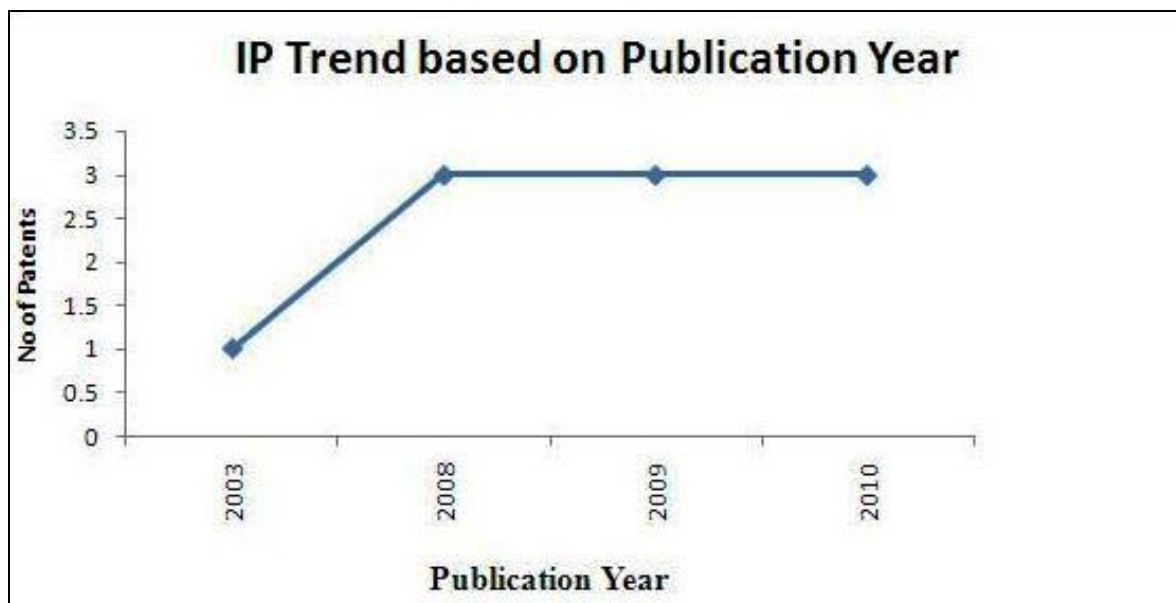
- Total of 10 Sample patents(basic patent number) were taken into consideration for the IP activity based on priority years.



IP activity based on priority years

IP activity based on publication years

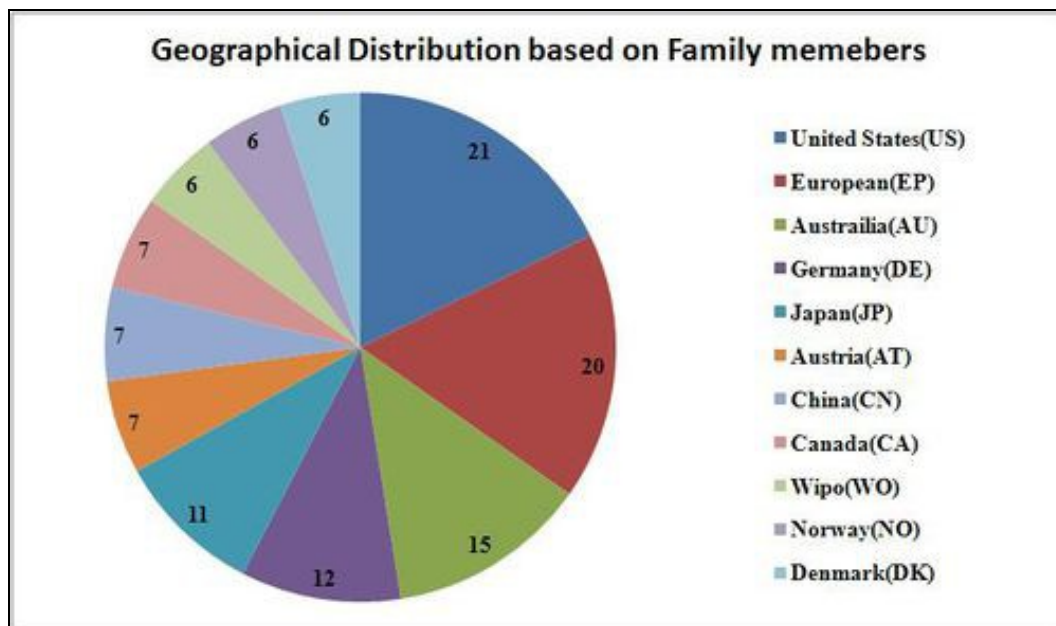
- Total of 10 Sample patents(basic patent number) were taken into consideration for the IP activity based on publication years.



IP activity based on publication years

Geographical Distribution based on family members

- The geographical distribution is based on 10 sample patent numbers along with all their family members.



Geographical Distribution based on Family members Melanoma

Market Report

Interferon types & Their Compositions

S.No	Generic Name	Brand Name	Company Name	Composition
1	Alpha IFN	Intron®, Roferon®-A	Schering Corporation	Active Ingredient-Interferon alfa-2a, Inactive Ingredients- sodium chloride, ammonium acetate, polysorbate 80, glycine, sodium phosphate dibasic, sodium phosphate monobasic, human albumin, preservative: benzyl alcohol.
2	Beta IFN	Avonex	Biogen IDEC	Active Ingredient-Beta interferon, Inactive Ingredients-65 to 90 wt % of polyol, and a p-hydroxybenzoate, carboxymethyl cellulose, human serum albumin
3	Gamma IFN	Actimmune®	Intermune	Active Ingredient-interferon gamma-1b, Inactive Ingredients-Polyethylene Glycol, dextran, hydroxyethylstarch
4	Pegylated IFN	Peg Intron	Schering-Plough	Active ingredient-peginterferon alfa-2b, Inactive ingredients: dibasic sodium phosphate anhydrous, monobasic sodium phosphate dihydrate, sucrose, polysorbate 80.
5	Recombinant IFN	(Rebetron®, Rebetol®).	Schering Corporation	Active Ingredient-Ribavirin, Inactive Ingredients-microcrystalline cellulose, lactose monohydrate, croscarmellose sodium, sodium phosphate dibasic and sodium phosphate monobasic as buffering agents; human albumin as a stabilizer.

Interferon Types & Description Of Products

S.No	Company Name	Product	Description	Source
1	Schering Corporation	Intron®, Roferon®-A	Intron A is an interferon, a group of naturally occurring proteins that were first discovered as a result of their ability to prevent viral replication. Intron A is marketed in 72 countries worldwide for as many as 16 indications. In the United States it has been cleared for use by the FDA for chronic viral hepatitis B, chronic viral hepatitis C, malignant melanoma, hairy cell leukemia, AIDS-related Kaposi's sarcoma and condylomata acuminata (venereal warts). INTRON A recombinant for Injection has been classified as an alpha interferon and is a water-soluble protein with a molecular weight of 19,271 daltons produced by recombinant DNA techniques. It is obtained from the bacterial fermentation of a strain of Escherichia coli bearing a genetically engineered plasmid containing an interferon alfa- 2b gene from human leukocytes. The fermentation is carried out in a defined nutrient medium containing the antibiotic tetracycline hydrochloride at a concentration of 5 to 10 mg/L; the presence of this antibiotic is not detectable in the final	http://www.introna.com/maintenance.html

			product. The specific activity of interferon alfa-2b, recombinant is approximately 2.6 x 10 ⁸ IU/mg protein as measured by the HPLC assay.	
2	Biogen IDEC	Avonex	Avonex, manufactured by Biogen, is a form of beta interferon (interferon beta, IFN-b) used to modify the course of multiple sclerosis. While not a cure, Avonex has been shown in clinical trials to reduce the average relapse rate in people with the relapsing-remitting multiple sclerosis form of the disease. It is identical to the naturally occurring protein found in the human body. It is manufactured by extracting the drug from Chinese hamster ovary cells. Avonex is the same substance as Rebif but administered differently (30 mcg, intra-muscularly, once a week as against 22 mcg or 44 mcg, sub-cutaneously, 3 times a week for Rebif). Avonex is usually given in the large muscles of the thigh, upper arm, or hip.	http://www.mult-sclerosis.org/Avonex.html
3	Intermune	Actimmune®	Actimmune(R) is a synthesized version of interferon gamma, a naturally occurring protein believed to stimulate the immune system. InterMune markets Actimmune(R) for the treatment of two life-threatening congenital diseases: chronic granulomatous disease and severe, malignant osteopetrosis. The most common side effects are flu-like symptoms, including headache, fatigue, fever, chills, and rash. InterMune was granted two composition-of-matter patents related to interferon gamma-1b in the United States, extending its patent protection until 2022.	http://www.actimmune.com/
4	Schering-Plough	Peg Intron	Peg-Intron (peginterferon alfa-2b) Powder for Injection has been approved by the FDA. Peg-Intron is a longer-acting formulation of Schering-Plough's Intron A, which is a recombinant version of a naturally occurring alpha interferon. In contrast to Intron A, which is administered three times weekly, Peg-Intron is administered subcutaneously once a week. This reduced frequency of administration may increase patient compliance.	http://www.pegintron.com/index.html
5	Schering Corporation	(Rebetron®, Rebetol®).	REBETOL is a medicine used with either interferon alfa-2b (Intron A) or peginterferon alfa-2b (Pegintron) to treat chronic (lasting a long time) hepatitis C infection in people 3 years and older with liver disease. REBETOL Capsules consist of a white powder in a white, opaque, gelatin capsule. Each capsule contains 200 mg ribavirin and the inactive ingredients microcrystalline cellulose, lactose monohydrate, croscarmellose sodium, and magnesium stearate. The capsule shell consists of gelatin, sodium lauryl sulfate, silicon dioxide, and titanium dioxide. The capsule is printed with edible blue pharmaceutical ink which is made of shellac, anhydrous ethyl alcohol, isopropyl alcohol, n-butyl alcohol, propylene glycol, ammonium hydroxide, and FD&C Blue #2 aluminum lake.	http://www.merck.com/product/home.html

Global Revenue Data Of products

S.No	Generic Name	Brand Name	Company	Global revenue (\$ Million)		
				2008	2009	2010
1	Alpha IFN	Intron®,Roferon®-A	Schering Corporation		38.4 2	
2	Beta IFN	Avonex	Biogen IDEC	2518.4	2322.9	2202.6 3
3	Gamma IFN	Actimmune®	Intermune	29880	25428 4	
4	Pegylated IFN	Peg Intron	Schering-Plough		148.7 5	
5	Recombinant IFN	Rebetron®, Rebetol®	Schering Corporation		36.1	

Biosimilars Of Interferons

Biosimilar interferons are the major drug class in the recombinant non-glycosylated proteins market due to their extensive use in the treatment of various genetic and environmental disorders. The overall biosimilar market for interferons is categorized into the submarkets for alpha, beta, and gamma interferons, all of which are used extensively in the treatment of various conditions such as lymphoma, hairy cell leukemia, and multiple sclerosis.

While the interferon market growth may be inhibited by the side effects of each of its three drug categories, the market presents many opportunities to new entrants as only a few players currently operate in this relatively unfragmented market.

The global recombinant interferon market stood at \$75.3 million in 2008 and is expected to reach \$3.9 billion by 2014 at a CAGR of 82.9% from 2009 to 2014. The American biosimilar interferons market is expected to attain a market worth \$1.5 billion by 2014 at a CAGR of 91.5%. **Biosimilars ; Global**

S.No	Product	Global market For Biosimilars
1	Interferon Alfa	The global market for biosimilar interferon Alfa was \$36.7 million in 2008 and is expected to reach \$1.5 billion in 2014 at a CAGR of 76.5% from 2009 to 2014. While Asian market for biosimilar Alfa interferons commanded the highest share in 2008 with \$17.5 million, the American market is expected to have the highest CAGR of 88.3% from 2009 to 2014. The world's top two branded Interferon products generated sales of \$1,510 million and \$910 million each in 2008. The blockbuster sales of innovative Interferon Alfa products thus present encouragement for biosimilar Interferon Alfa manufacturers data .
2	Interferon beta	The global biosimilar interferon beta-1a market is estimated to grow from \$36.3 million in 2008 to \$2.2 billion by 2014 at a CAGR of 87.8% from 2009 to 2014. However, the U.S. and Europe sales of branded interferon-betas are expected to fall from \$4.6 billion in 2010 to \$2.4 billion in 2017. The soaring cost of clinical development, the conservative prescribing habits of neurologists, and the expected decline in the use of interferon-betas may induce biosimilar developers to explore other classes of biologics to invest their R&D funds data .
3	Interferon gamma	The global biosimilar interferon gamma market was \$2.2 million 2008 and is expected to reach \$141.5 million in 2014 at a CAGR of 94.2% from 2009 to 2014. While the Asian market accounted for the highest share of \$0.5 million in 2008, the American market is expected to have the highest CAGR of 107.6% from 2009 to 2014 data .